



**Open source
softwares
*Deployment***



This project is funded by the EU

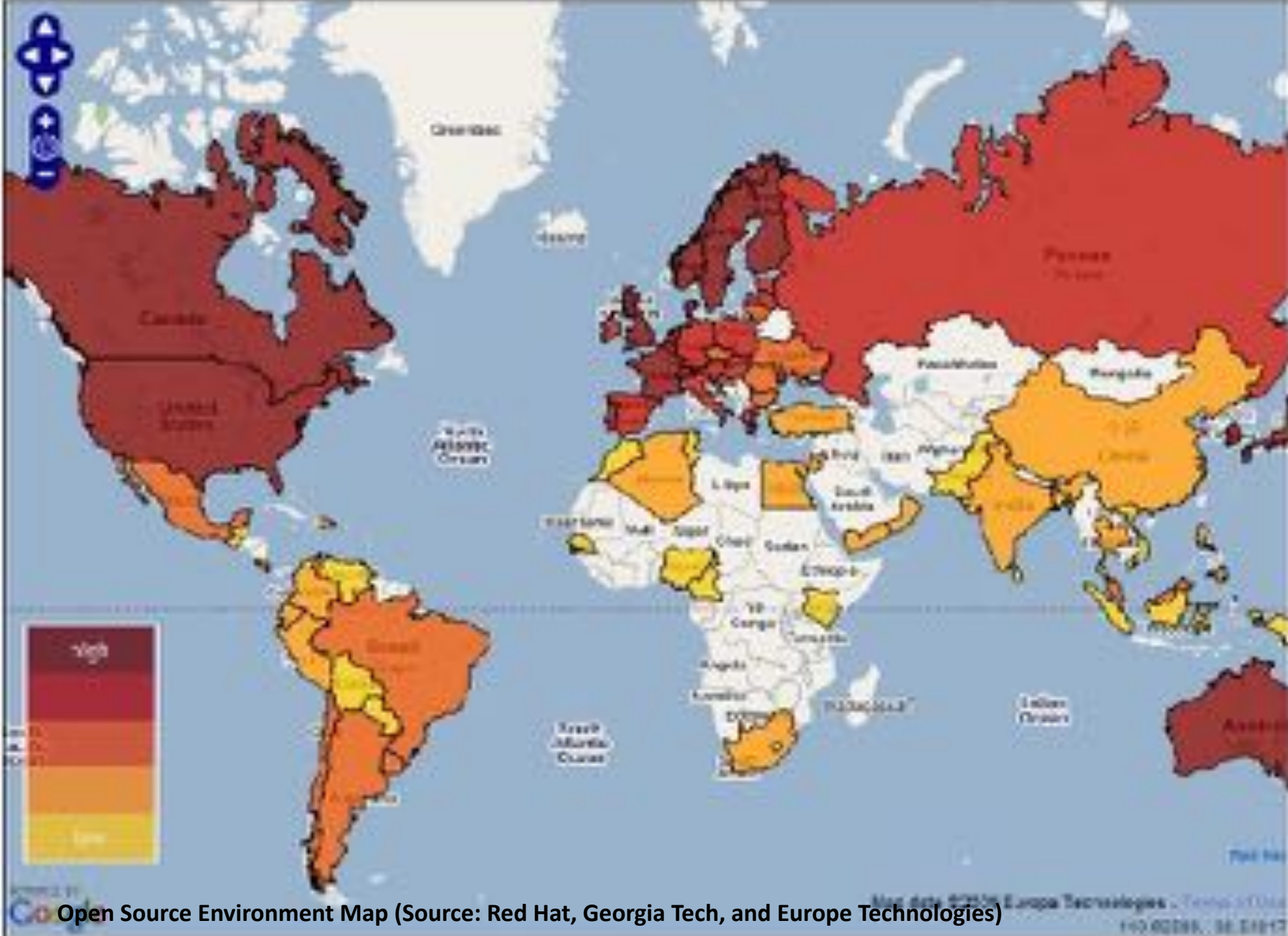


Open Source Index Ranks

Country	2010	2011	2012	2013	2014	2015	2016	2017	2018
Spain	1	1	1	1	1	1	1	1	1
Germany	2	2	2	2	2	2	2	2	2
France	3	3	3	3	3	3	3	3	3
Italy	4	4	4	4	4	4	4	4	4
United Kingdom	5	5	5	5	5	5	5	5	5
Netherlands	6	6	6	6	6	6	6	6	6
Canada	7	7	7	7	7	7	7	7	7
United States of America	8	8	8	8	8	8	8	8	8
Sweden	9	9	9	9	9	9	9	9	9
India	10	10	10	10	10	10	10	10	10
Japan	11	11	11	11	11	11	11	11	11
South Korea	12	12	12	12	12	12	12	12	12
China	13	13	13	13	13	13	13	13	13
Ukraine	14	14	14	14	14	14	14	14	14
Poland	15	15	15	15	15	15	15	15	15
Belgium	16	16	16	16	16	16	16	16	16
Australia	17	17	17	17	17	17	17	17	17
Israel	18	18	18	18	18	18	18	18	18
South Africa	19	19	19	19	19	19	19	19	19
Canada	20	20	20	20	20	20	20	20	20
India	21	21	21	21	21	21	21	21	21
France	22	22	22	22	22	22	22	22	22
Germany	23	23	23	23	23	23	23	23	23
Italy	24	24	24	24	24	24	24	24	24
United Kingdom	25	25	25	25	25	25	25	25	25
Netherlands	26	26	26	26	26	26	26	26	26
Canada	27	27	27	27	27	27	27	27	27
United States of America	28	28	28	28	28	28	28	28	28
Sweden	29	29	29	29	29	29	29	29	29
India	30	30	30	30	30	30	30	30	30
Japan	31	31	31	31	31	31	31	31	31
South Korea	32	32	32	32	32	32	32	32	32
China	33	33	33	33	33	33	33	33	33
Ukraine	34	34	34	34	34	34	34	34	34
Poland	35	35	35	35	35	35	35	35	35
Belgium	36	36	36	36	36	36	36	36	36
Australia	37	37	37	37	37	37	37	37	37
Israel	38	38	38	38	38	38	38	38	38
South Africa	39	39	39	39	39	39	39	39	39
Canada	40	40	40	40	40	40	40	40	40
India	41	41	41	41	41	41	41	41	41
France	42	42	42	42	42	42	42	42	42
Germany	43	43	43	43	43	43	43	43	43
Italy	44	44	44	44	44	44	44	44	44
United Kingdom	45	45	45	45	45	45	45	45	45
Netherlands	46	46	46	46	46	46	46	46	46
Canada	47	47	47	47	47	47	47	47	47
United States of America	48	48	48	48	48	48	48	48	48
Sweden	49	49	49	49	49	49	49	49	49
India	50	50	50	50	50	50	50	50	50
Japan	51	51	51	51	51	51	51	51	51
South Korea	52	52	52	52	52	52	52	52	52
China	53	53	53	53	53	53	53	53	53
Ukraine	54	54	54	54	54	54	54	54	54
Poland	55	55	55	55	55	55	55	55	55
Belgium	56	56	56	56	56	56	56	56	56
Australia	57	57	57	57	57	57	57	57	57
Israel	58	58	58	58	58	58	58	58	58
South Africa	59	59	59	59	59	59	59	59	59
Canada	60	60	60	60	60	60	60	60	60
India	61	61	61	61	61	61	61	61	61
France	62	62	62	62	62	62	62	62	62
Germany	63	63	63	63	63	63	63	63	63
Italy	64	64	64	64	64	64	64	64	64
United Kingdom	65	65	65	65	65	65	65	65	65
Netherlands	66	66	66	66	66	66	66	66	66
Canada	67	67	67	67	67	67	67	67	67
United States of America	68	68	68	68	68	68	68	68	68
Sweden	69	69	69	69	69	69	69	69	69
India	70	70	70	70	70	70	70	70	70
Japan	71	71	71	71	71	71	71	71	71
South Korea	72	72	72	72	72	72	72	72	72
China	73	73	73	73	73	73	73	73	73
Ukraine	74	74	74	74	74	74	74	74	74
Poland	75	75	75	75	75	75	75	75	75
Belgium	76	76	76	76	76	76	76	76	76
Australia	77	77	77	77	77	77	77	77	77
Israel	78	78	78	78	78	78	78	78	78
South Africa	79	79	79	79	79	79	79	79	79
Canada	80	80	80	80	80	80	80	80	80
India	81	81	81	81	81	81	81	81	81
France	82	82	82	82	82	82	82	82	82
Germany	83	83	83	83	83	83	83	83	83
Italy	84	84	84	84	84	84	84	84	84
United Kingdom	85	85	85	85	85	85	85	85	85
Netherlands	86	86	86	86	86	86	86	86	86
Canada	87	87	87	87	87	87	87	87	87
United States of America	88	88	88	88	88	88	88	88	88
Sweden	89	89	89	89	89	89	89	89	89
India	90	90	90	90	90	90	90	90	90
Japan	91	91	91	91	91	91	91	91	91
South Korea	92	92	92	92	92	92	92	92	92
China	93	93	93	93	93	93	93	93	93
Ukraine	94	94	94	94	94	94	94	94	94
Poland	95	95	95	95	95	95	95	95	95
Belgium	96	96	96	96	96	96	96	96	96
Australia	97	97	97	97	97	97	97	97	97
Israel	98	98	98	98	98	98	98	98	98
South Africa	99	99	99	99	99	99	99	99	99
Canada	100	100	100	100	100	100	100	100	100



This project is funded by the EU



Open Source Environment Map (Source: Red Hat, Georgia Tech, and Europe Technologies)



The 2015 Future of Open Source Survey



78% OF COMPANIES
RUN ON OPEN SOURCE

LESS THAN 3%
DON'T USE OSS IN ANY WAY

Dr. Á. Bencsik
@bencsik



This project is funded by the EU



The 2015 Future of Open Source Survey



USE OF OPEN SOURCE TO RUN BUSINESS IT ENVIRONMENTS HAS GONE UP

2x

SINCE 2010

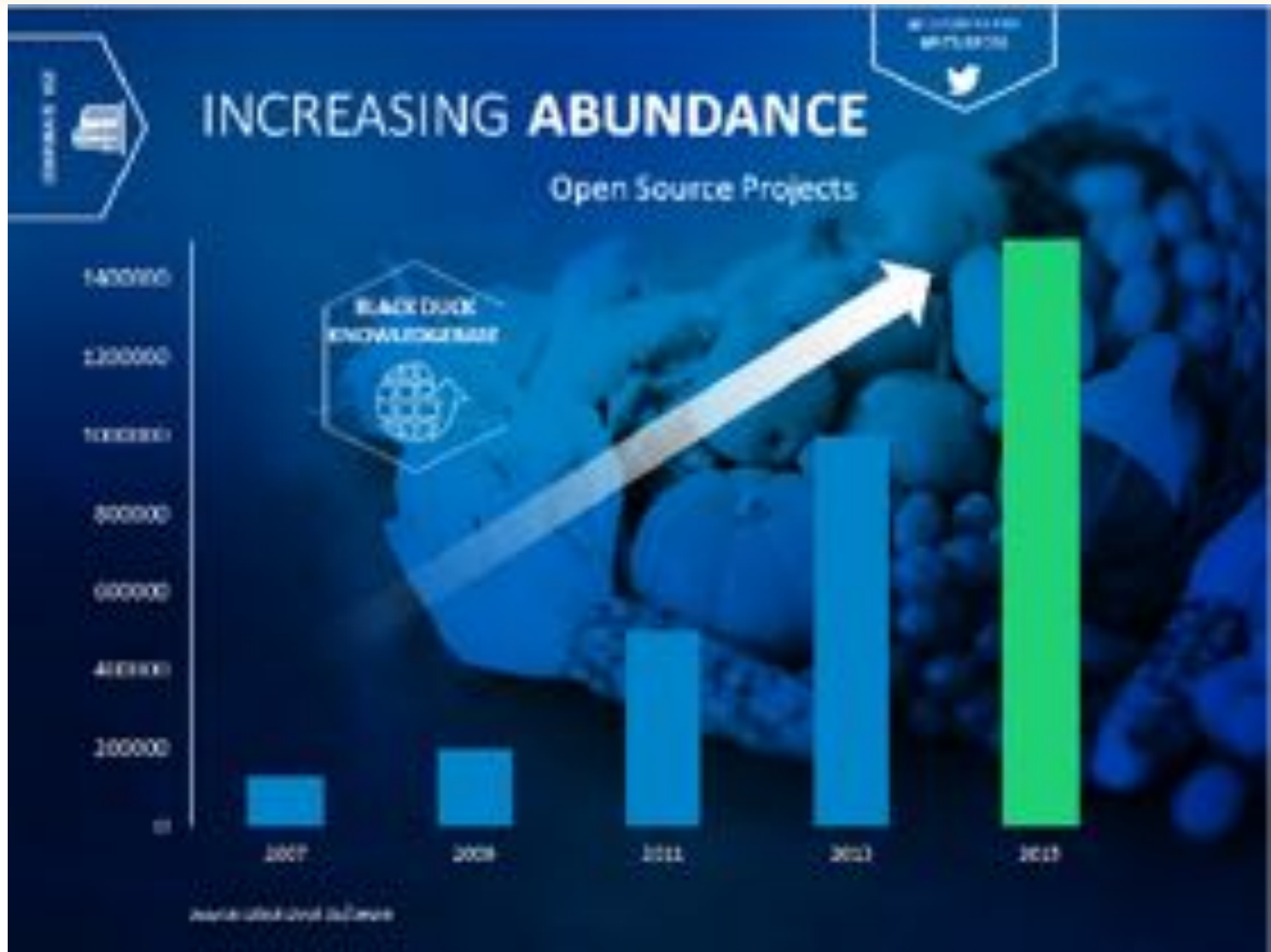
The infographic features a blue sky background with a perspective view of a road between two modern, red-brick buildings. In the top left corner, there is a white hexagonal icon containing a server rack and a document. In the top right corner, there is a white shield-shaped icon containing a Twitter bird and the text 'MULTI-PURPOSE' and 'BY THE WAY'. The main text is centered in white, with '2x' being significantly larger than the other text.



This project is funded by the EU



The 2015 Future of Open Source Survey



This project is funded by the EU



The 2015 Future of Open Source Survey



OSS IMPACTS TECHNOLOGY

CLOUD **BIG DATA** **OPERATING SYSTEMS** **CONNECTED PRODUCT/IoT**

OPEN SOURCE IS SO PERVASIVE THAT ALL SOFTWARE CATEGORIES USE IT OR HAVE DEPENDENCIES ON IT





The 2015 Future of Open Source Survey



This project is funded by the EU



Which industry will be impacted the most by open source software over the next 2-3 years ?





Open Source Survey - 2013



Which industry will be impacted the most by open source software over the next 2-3 years ?



This project is funded by the EU

NORTH BRIDGE
POWER PARTNER
GROWTH EQUITY





Open Source Survey - 2013



How important are the following factors to the adoption of open source?



This project is funded by the EU

NORTH BRIDGE
open source
growth equity

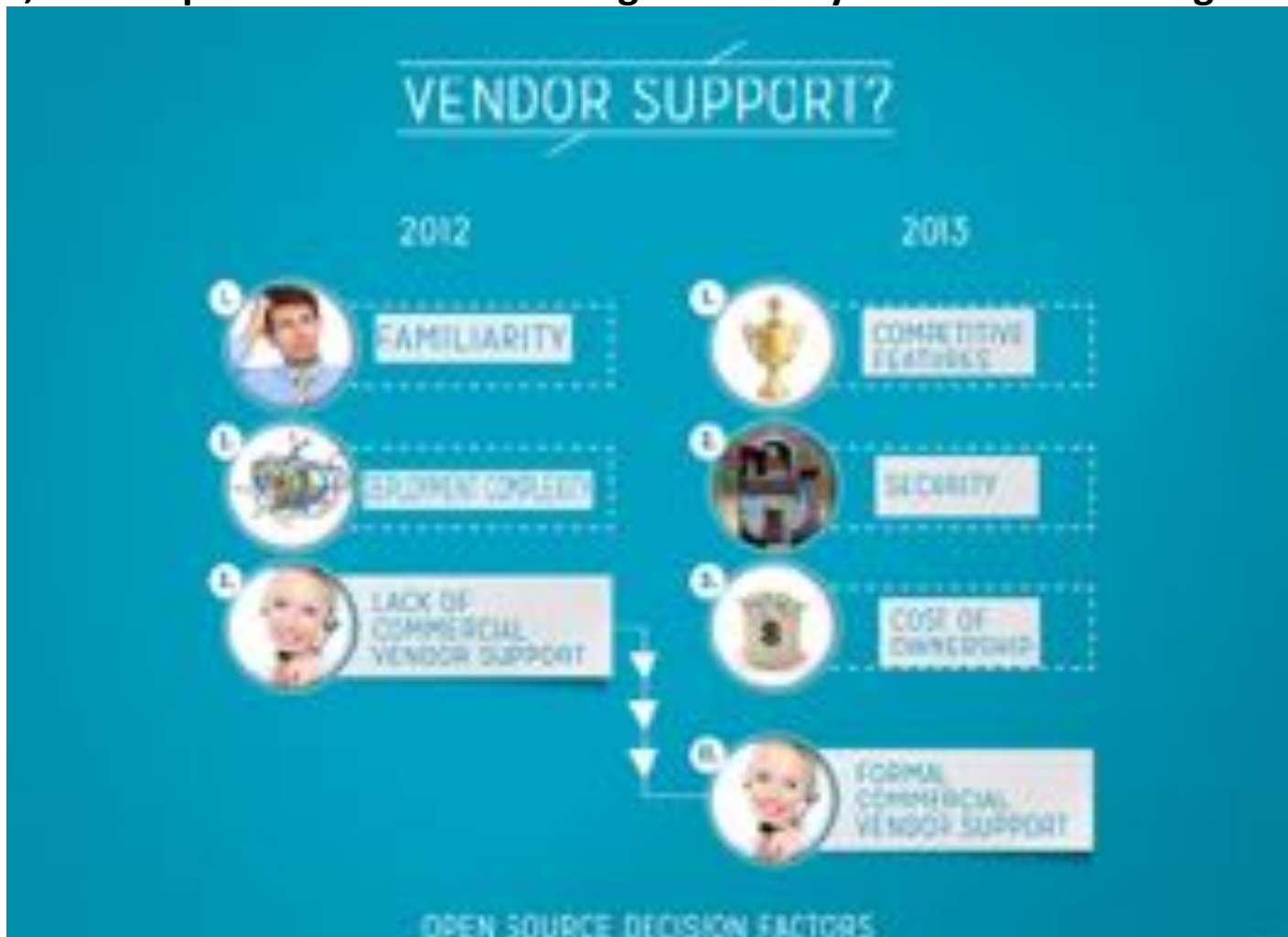




Open Source Survey - 2013



When choosing between open source projects for integration into your products, services or applications, how important are the following factors in your decision making ?





When choosing between open source projects for integration into your products, services or applications, how important are the following factors in your decision making ?

BARRIERS

-  FAMILIARITY WITH OSS SOLUTIONS
-  DEPLOYMENT COMPLEXITY
-  LEGAL CONCERNS ABOUT LICENSING

WITH THE OPPORTUNITY FOR VENDORS TO ALLEVIATE THE FRICTION HERE





According to the past five Future of Open Source Surveys, companies are deploying open source as an increasing share of their deployed code. To what extent do you believe this trend will continue in the next 5 years?





Open Source Survey - 2013



According to the past five Future of Open Source Surveys, companies are deploying open source as an increasing share of their deployed code. To what extent do you believe this trend will continue in the next 5 years?

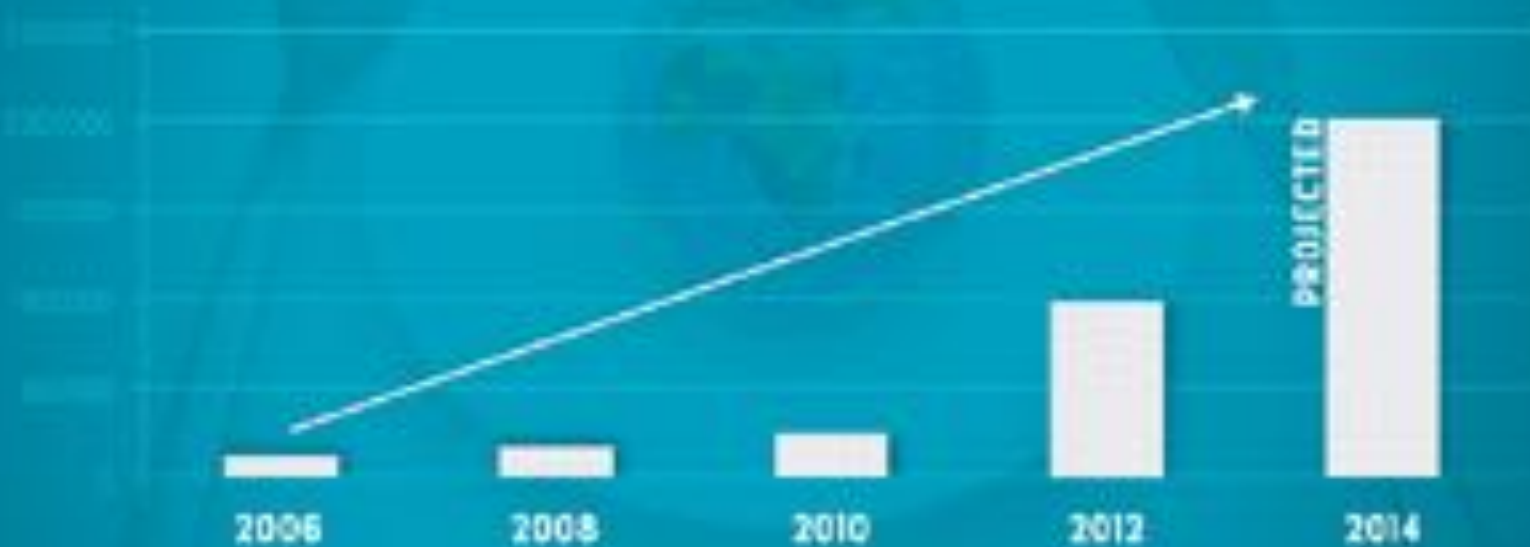




Open Source Survey - 2013



OPEN SOURCE IS EATING THE SOFTWARE WORLD



OVER 1 MILLION UNIQUE OPEN SOURCE PROJECTS TODAY



This project is funded by the EU

NORTH BRIDGE
SMALL BUSINESS
GROWTH EQUITY



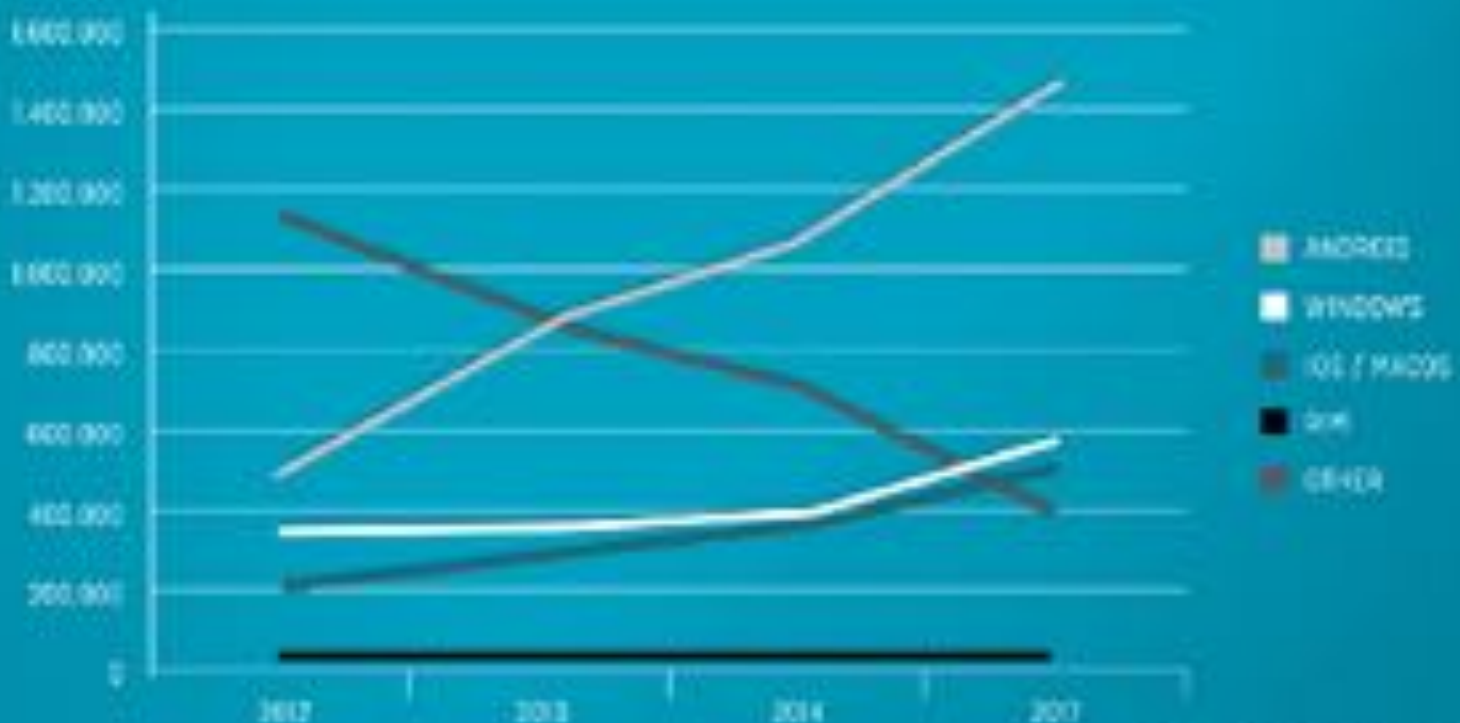


Open Source Survey - 2013



OPEN SOURCE ♥ DEVICES

WORLDWIDE DEVICES SHIPMENTS BY OPERATING SYSTEM (THOUSANDS OF UNITS)



SOURCE: GARTNER APRIL 2013





COLLABORATION AMONGST COMPETITORS



SOURCE: BLACK DUCK





Open Source Survey - 2013



In the software industry, there is growing interest in open APIs, used to access web and cloud-based services. What is the extent of your experience with open APIs?





In the software industry, there is growing interest in open APIs, used to access web and cloud-based services. What is the extent of your experience with open APIs?





What business problems are you trying to solve today that you believe open source will address in the future?





Find Out More >>>

THE FUTURE OF OPEN SOURCE

[#THEFUTUREOFSOURCE](#)

[#THEFUTUREOFSOURCE](#)

[@THEFUTUREOFSOURCE](#)

NORTH BRIDGE

accelerate digital
product quality


<http://northbridge.com/open-source>

[@NORTHBRIDGE](#)

MICHAEL J. SKOK

<http://mjskoc.com/advice/articles/open-source/>

[@MJSKOC](#)



<http://blackduck.com/whitepaper>

[@BLACKDUCK_SW](#)



<http://opensource.delivers.com>

[@OSDELIVERS](#)





Criteria for choosing OSS or non OSS



EC -- Study into the use of Open Source Software in the public sector





Criteria for choosing OSS or non OSS




EC -- Study into the use of Open Source Software in the public sector





The most OSS used on servers



(In % citation)

1. The Apache/Linux
2. Sendmail
3. MySQL as DB
4. Samba as file server
5. Growth of Zope as ASP

63% of interviewees use some type of OSS

EC -- Study into the use of Open Source Software in the public sector





Thanks for your kind attention :-)

- **Questions?**

